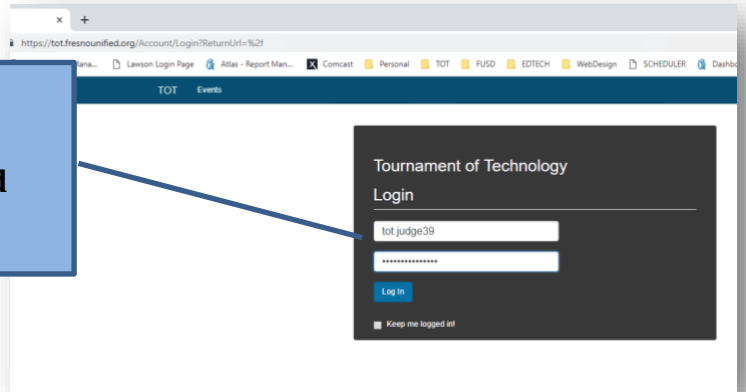




Logging in to the Tournament of Technology App

- Step 1: Navigate to the following website:
tot.fresnounified.org
- Step 2: Login with the username and password sent to you via email.



Judging Home Page

Important Notes:

- Select “Judging” to return to the Judge’s Home page at any time.
- Note: If there are two Divisions listed, both Divisions must be scored.
- Both Divisions must display a Completion of 100% for judging to be complete.

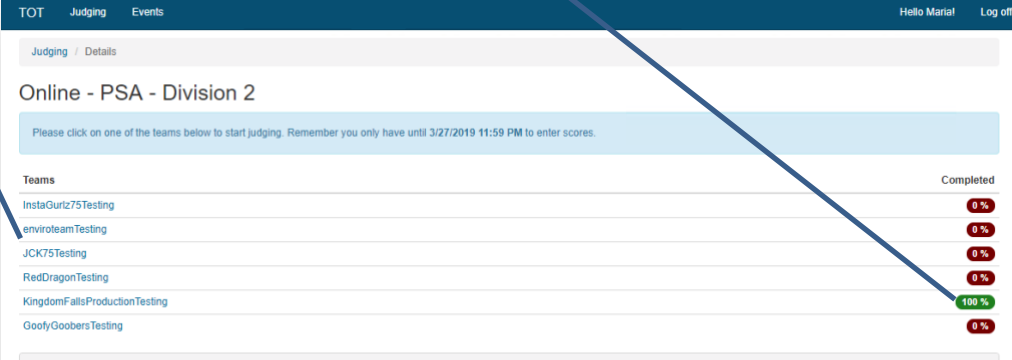
Step 3: Select “Scoring” to the right to enter the Team list. Begin with either Division.

Event	Online or Live	Division	# Teams	Completed	
PSA	Online	Division2	7	16.67 %	Scoring
PSA	Online	Division1	18	0 %	Scoring

The Scoring Process

Step 1: Select a Team Name to begin.

Team scoring is complete when 100% is displayed.



The screenshot shows the 'Judging / Details' page for 'Online - PSA - Division 2'. A message states: 'Please click on one of the teams below to start judging. Remember you only have until 3/27/2019 11:59 PM to enter scores.' Below this is a table of teams with their completion percentages:

Teams	Completed
InstaGurtz75Testing	0%
enviroteamTesting	0%
JCK75Testing	0%
RedDragonTesting	0%
KingdomFallsProductionTesting	100%
GoofyGoobersTesting	0%

Below the table, a message says: 'The following teams did not submitted work for judging:'

Teams
Marvelous123Testing

Teams that have not submitted a project will appear here (these can be ignored).

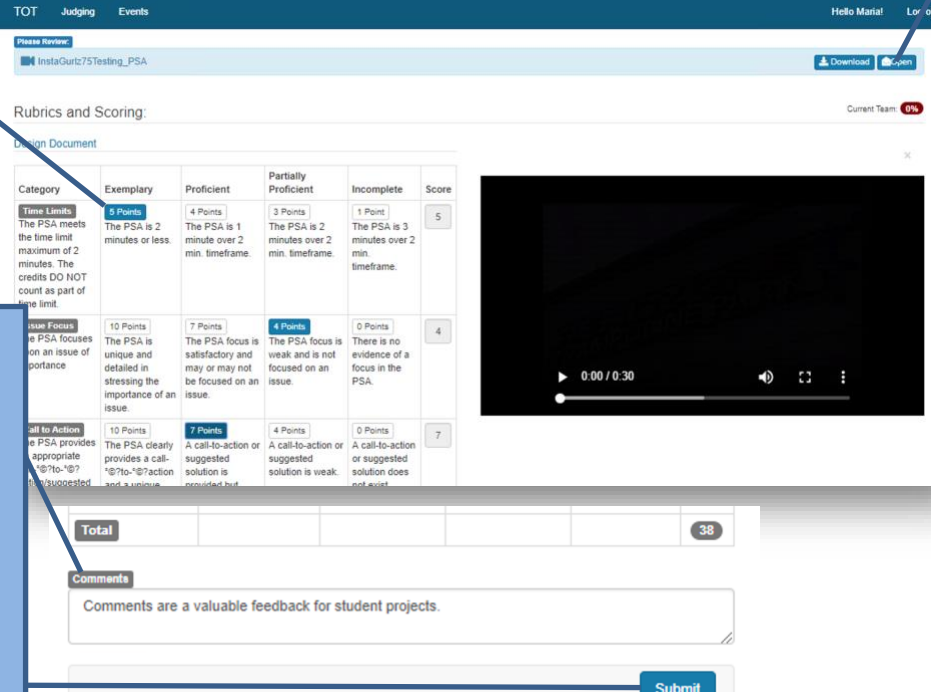
Step 2: Select "Open" to open the project and view.

Step 3: Begin scoring by selecting a Point Value for each Category area.

Step 4: Adding Comments provide feedback for students.

Step 5: Select "Submit" to save the scores.

NOTE:
(Scores can be changed and "Updated" even after scores have been submitted. Simply change the point value and select "Update" to save new scores.)



The screenshot shows the 'Rubrics and Scoring' page for 'InstaGurtz75Testing_PSA'. It features a table for scoring categories and a video player.


Category	Exemplary	Proficient	Partially Proficient	Incomplete	Score
Time Limits The PSA meets the time limit maximum of 2 minutes. The credits DO NOT count as part of the limit.	5 Points The PSA is 2 minutes or less.	4 Points The PSA is 1 minute over 2 min. timeframe.	3 Points The PSA is 2 minutes over 2 min. timeframe.	1 Point The PSA is 3 minutes over 2 min. timeframe.	5
Issue Focus The PSA focuses on an issue of importance.	10 Points The PSA is unique and detailed in stressing the importance of an issue.	7 Points The PSA focus is satisfactory and may or may not be focused on an issue.	4 Points The PSA focus is weak and is not focused on an issue.	0 Points There is no evidence of a focus in the PSA.	4
Call to Action The PSA provides appropriate call-to-action.	10 Points The PSA clearly provides a call-to-action and a unique suggested solution.	7 Points A call-to-action or suggested solution is provided but is weak.	4 Points A call-to-action or suggested solution is weak.	0 Points A call-to-action or suggested solution does not exist.	7
Total					38

Below the table is a 'Comments' section with a text area containing the text: 'Comments are a valuable feedback for student projects.' and a 'Submit' button.

Project Types:

Video –  Select Play to view.

Design Documents –  Scroll to view entire document.

Web Url's –  <http://mycollegeschoices.weebly.com/> Select the url to open in a new browser window. Toggle back to Rubric for scoring.

Navigating to Next Team

The screenshot shows the 'InstaGuriz75Testing' team page. A progress bar at the top indicates '33.33 % Overall'. A callout box points to the right arrow '>>' and contains the text: 'Step 9: Select >> to move to the next Team project and repeat the process for each team until the “% Overall” = 100%.' Below the progress bar, there are navigation arrows, a 'Please Review' section with the team name, and buttons for 'Download' and 'Open'. A 'Current Team: 100%' indicator is visible on the right. The 'Rubrics and Scoring' section is partially visible, showing a table with columns for 'Exemplary', 'Proficient', 'Partially Proficient', and 'Incomplete', each with associated points and time limits.

Final Steps

The screenshot shows the 'Details' page for 'Online - PSA - Division 2'. It includes a message: 'Please click on one of the teams below to start judging. Remember you only have until 3/27/2019 11:59 PM to enter scores.' Below this is a table of teams with their completion status:

Teams	Completed
InstaGuriz75Testing	0%
enviroteamTesting	0%
JCK75Testing	0%

Navigate to “Details” to view the Team List, ensuring all teams are 100% complete.

Navigate to “Judging” to return to Judging home page to view Division Completion. Both Divisions must be 100% complete.

The screenshot shows the 'Judging' home page. It features a header with 'TOT Judging Events' and 'Hello Maria! Log off'. A notification bar states: 'Online Judging ends: 3/27/2019 - Live Judging ends: 4/6/2019'. Below is a table showing division completion:

Event	Online or Live	Division	# Teams	Completed	Scoring
PSA	Online	Division2	7	16.67%	Scoring
PSA	Online	Division1	48	0%	Scoring

Select “Scoring” to the right to enter the Team list for the next Division to complete the scoring process.

Need Help?

For Project Assistance, contact the Event Coordinator:

Video: Jonathan.Graney@fresnounified.org or Robert.Delarosa@fresnounified.org

Design (Website, Coding, 3D Events): Robert.Donat@fresnounified.org or Anthony.Sombat@fresnounified.org

Robotics: Chris.Fuge@fresnounified.org or Alaina.Tudman@fresnounified.org

For Technical Assistance with the Tournament of Technology Judging app, contact the TOT Admin: Onnastasia.Salinas@fresnounified.org

Thank you for your Support!